



District Report Card: 2017


State: Tamil Nadu	District: Salem
Class: 3	Subject: Language
Schools: 60	Students: 989


Participation/Coverage


Students

 GENDER	Boys		Girls	
	Number	%	Number	%
	444	44.89	545	55.11

 AREA	Rural		Urban	
	Number	%	Number	%
	706	71.39	283	28.61

 CATEGORY	SC		ST		OBC		GEN	
	Number	%	Number	%	Number	%	Number	%
	291	29.42	29	2.93	661	66.84	8	0.81

 CWSN	LD	VI	HI	S&LD	ID	Oth
	3	2	0	0	5	0

 Management	Government		Government-aided	
	Number	%	Number	%
	721	72.90	268	27.10

Average Performance of Students in Language (%)

Overall	Gender		Area		Management		Social Group			
	Male	Female	Rural	Urban	Govt.	Aided	SC	ST	OBC	GEN
59.97	57.84	61.70	62.05	54.77	57.61	66.32	53.54	66.90	62.59	51.67

Performance on Learning Outcomes (LOs)

Learning Outcomes	Description	Average Performance(%)
L304	Reads small texts with comprehension i.e., identifies main ideas, details, sequence and draws conclusions	59.92
L312	Reads printed scripts on the classroom walls: poems, posters, charts etc.	60.06

Range of Performance of Students who Answered Correctly							
Below 30%		30% - 50%		50% - 75%		Above 75%	
Number	%	Number	%	Number	%	Number	%
117	11.83	249	25.18	354	35.79	269	27.20

Lowest Performing Learning Outcomes (LOs)

- 1 - Reads small texts with comprehension i.e., identifies main ideas, details, sequence and draws conclusions (59.92)
- 2 - Reads printed scripts on the classroom walls: poems, posters, charts etc. (60.06)